

NJSLA Results:  
Spring 2019  
Administrations

***Garwood Public Schools***  
***October 15, 2019***

Measuring  
College and  
Career  
Readiness

## VISION FOR PUBLIC EDUCATION IN NEW JERSEY

*“New Jersey will educate all students to prepare them to lead productive, fulfilling lives. Through a public education system that is seamlessly aligned from pre-school to college, students will gain the requisite academic knowledge and technical and critical thinking skills for life and work in the 21<sup>st</sup> century.”*



**NJSLA USES FIVE PERFORMANCE LEVELS THAT  
DELINEATE THE KNOWLEDGE, SKILLS, AND PRACTICES  
STUDENTS ARE ABLE TO DEMONSTRATE:**

**Level 1 :**  
*Not Yet  
Meeting  
Expectations*  
*(650-699)*

**Level 2 :**  
*Partially  
Meeting  
Expectations*  
*(700-724)*

**Level 3 :**  
*Approaching  
Expectations*  
*(725-749)*

**Level 4 :**  
*Meeting  
Expectations*  
*(750- )*

**Level 5 :**  
*Exceeding  
Expectations*  
*( - 850)*

# LEVELS 4 AND 5- MEETING AND EXCEEDING EXPECTATIONS

## MATH

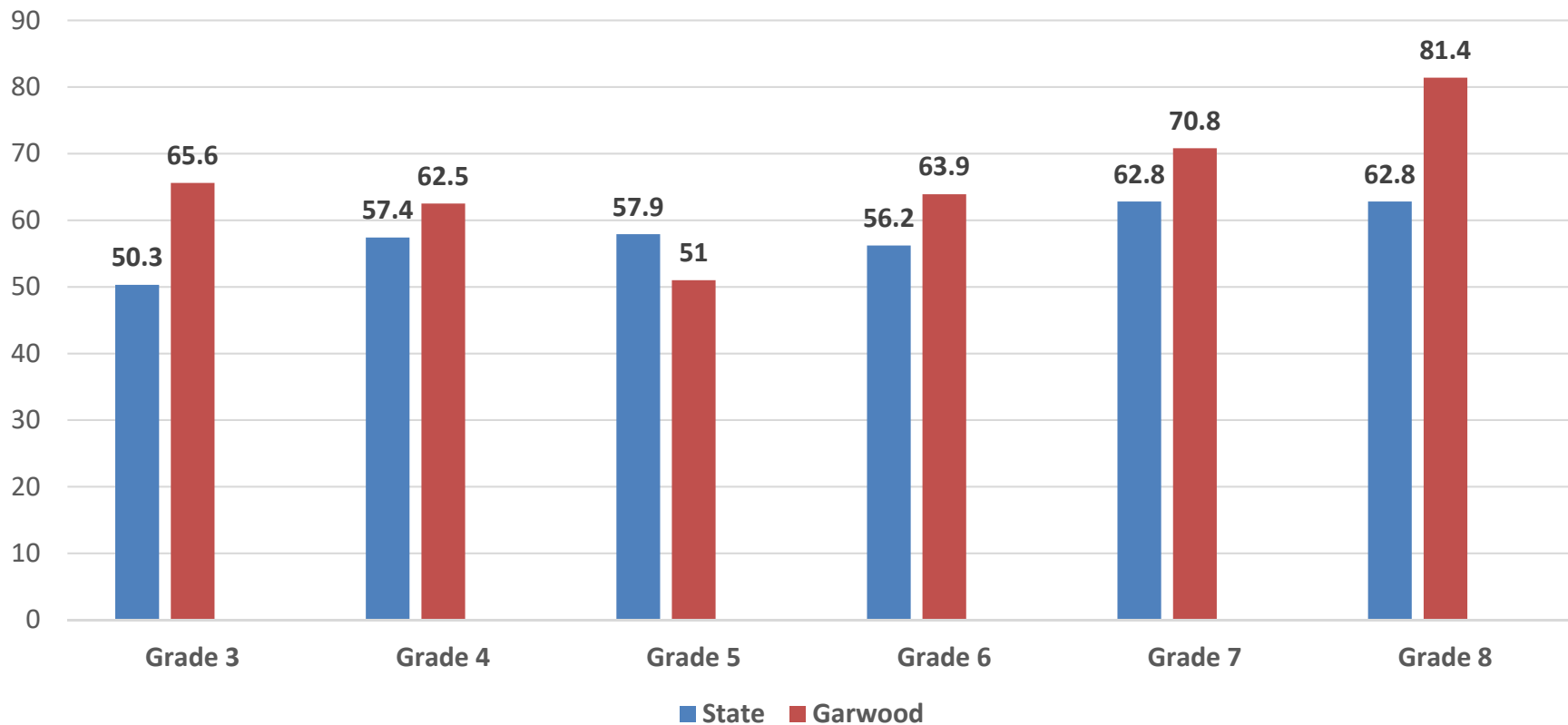
- **Grades 3 & 5: Meet 750-789; Exceed 790-850**
- **Grade 4: Meet 750-795; Exceed 796-850**
- **Grade 6: Meet 750-787; Exceed 788-850**
- **Grade 7: Meet 750-785; Exceed 786-850**
- **Grade 8: Meet 750-800; Exceed 801-850**
- **Algebra 1: Meet 750-804; Exceed 805-850**

## ELA

- **Grade 3: Meet 750-809; Exceed 810-850**
- **Grades 4 & 6: Meet 750-789; Exceed 790-850**
- **Grade 5: Meet 750-798; Exceed 799-850**
- **Grade 7: Meet 750-784; Exceed 785-850**
- **Grade 8: Meet 750-793; Exceed 794-850**

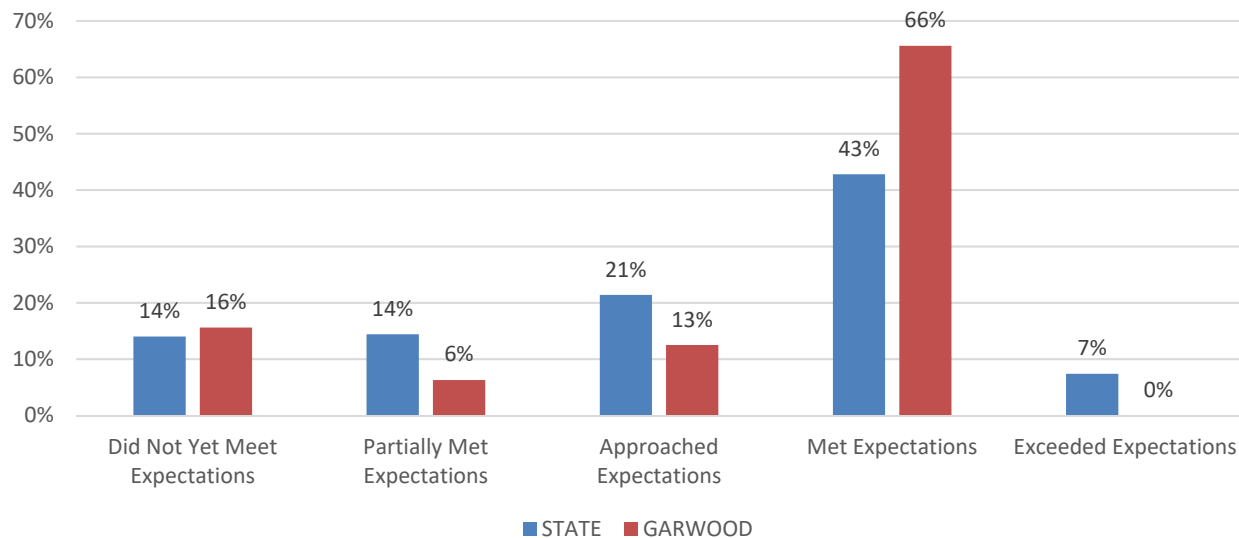
# GARWOOD'S 2019 NJSLA GRADE-LEVEL OUTCOMES ENGLISH LANGUAGE ARTS (ELA)

Percentage Meeting and/or Exceeding Expectations



# Garwood's 2019 Spring NJSLA School- & Grade-Level Outcomes English Language Arts (ELA) Grade 3 - Percentages

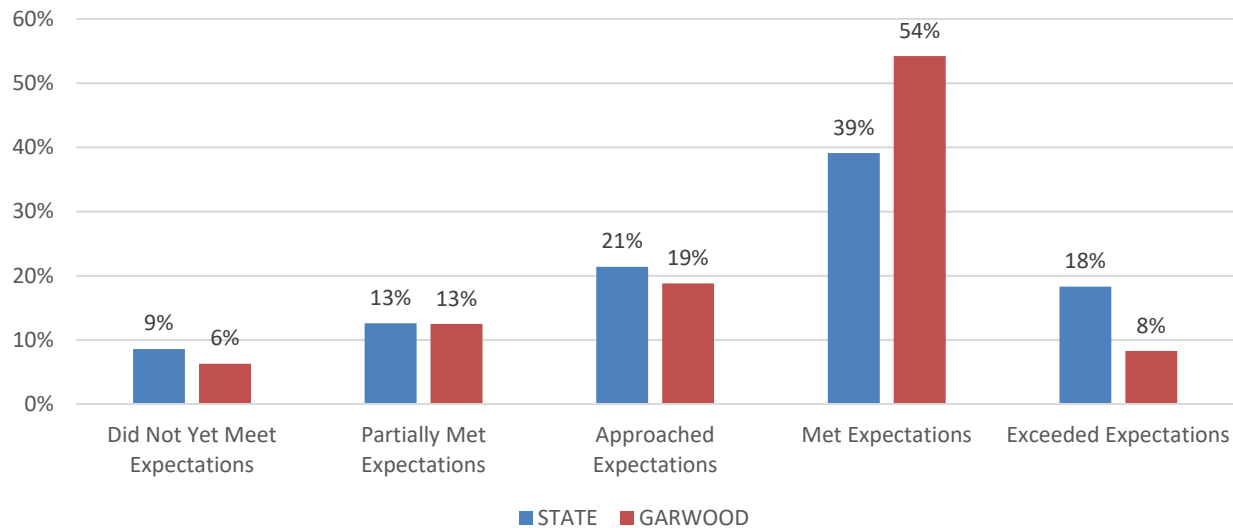
ELA03	Not Yet Meeting Expectations (Level 1)	Partially Meeting Expectations (Level 2)	Approaching Expectations (Level 3)	Meeting Expectations (Level 4)	Exceeding Expectations (Level 5)	% of students at Level 4 and 5
Lincoln School	15.6%	6.3%	12.5%	65.6%	0%	65.6%
State	14%	14.4%	21.4%	42.8%	7.4%	50.3%



# Garwood's

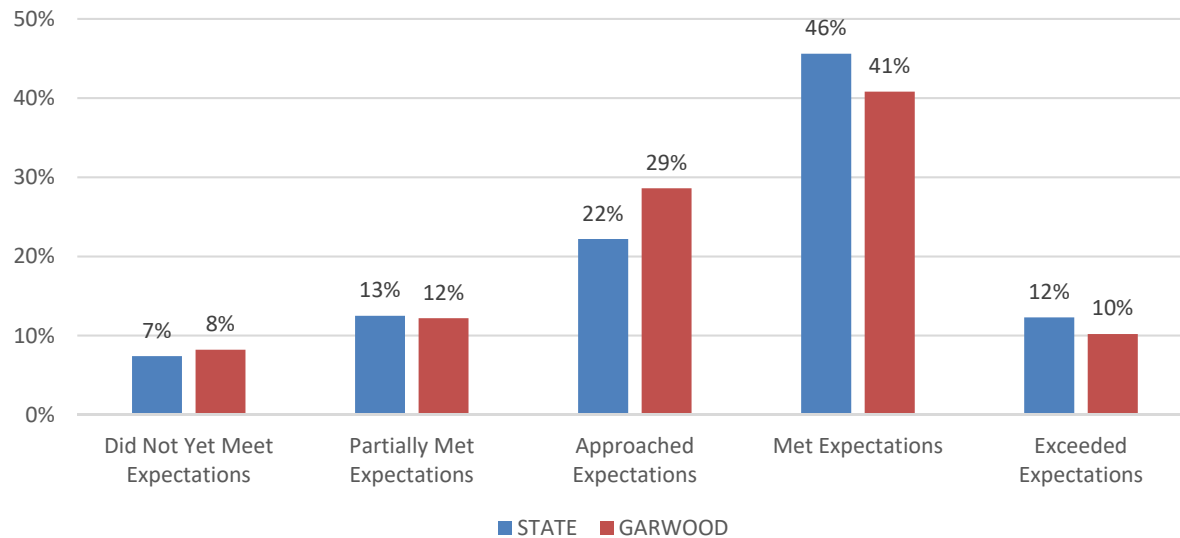
## 2019 Spring NJSLA School- & Grade-Level Outcomes English Language Arts (ELA) Grade 4 - Percentages

ELA04	Not Yet Meeting Expectations (% Level 1)	Partially Meeting Expectations (% Level 2)	Approaching Expectations (% Level 3)	Meeting Expectations (% Level 4)	Exceeding Expectations (% Level 5)	% of students at Level 4 and 5
Lincoln School	6.3%	12.5%	18.8%	54.2%	8.3%	62.5%
State	8.6%	12.6%	21.4%	39.1%	18.3%	57.4%



# Garwood's 2019 Spring NJSLA School- & Grade-Level Outcomes English Language Arts (ELA) Grade 5 - Percentages

ELA05	Not Yet Meeting Expectations (% Level 1)	Partially Meeting Expectations (% Level 2)	Approaching Expectations (% Level 3)	Meeting Expectations (% Level 4)	Exceeding Expectations (% Level 5)	% of students at Level 4 and 5
Lincoln School	8.2%	12.2%	28.6%	40.8%	10.2%	51.0%
State	7.4%	12.5%	22.2%	45.6%	12.3%	57.9%

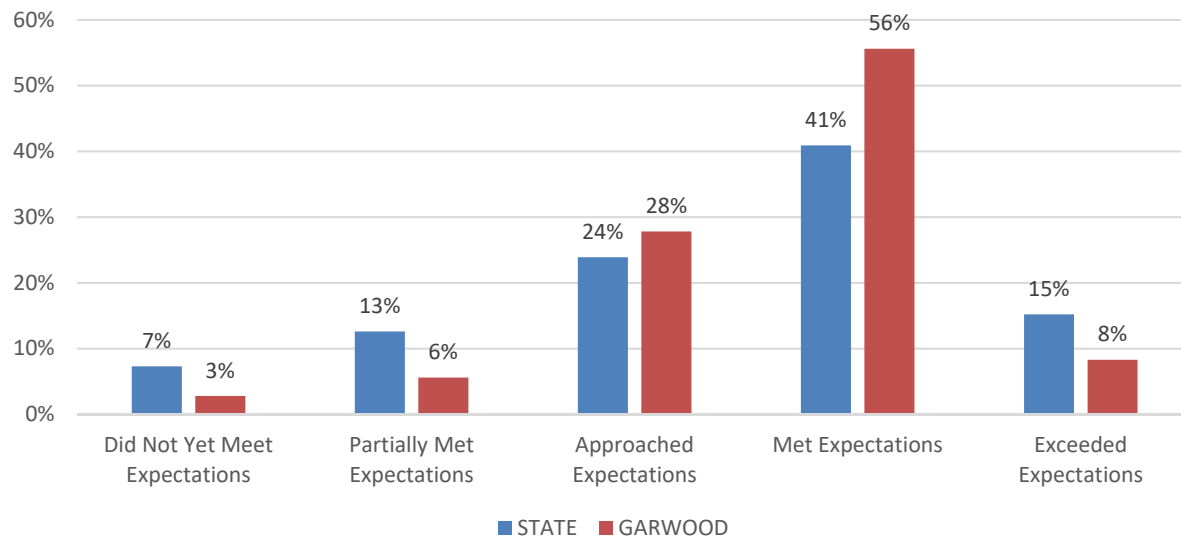




# Garwood's

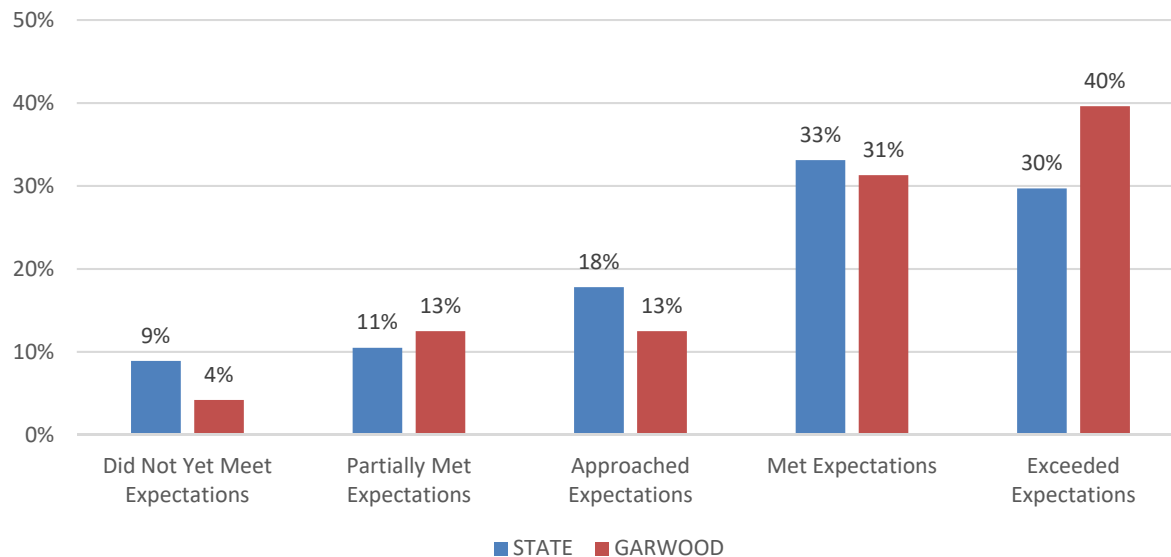
## 2019 Spring NJSLA School- & Grade-Level Outcomes English Language Arts (ELA) Grade 6 - Percentages

ELA06	Not Yet Meeting Expectations (% Level 1)	Partially Meeting Expectations (% Level 2)	Approaching Expectations (% Level 3)	Meeting Expectations (% Level 4)	Exceeding Expectations (% Level 5)	% of students at Level 4 and 5
Lincoln School	2.8%	5.6%	27.8%	55.6%	8.3%	63.9%
State	7.3%	12.6%	23.9%	40.9%	15.2%	56.2%



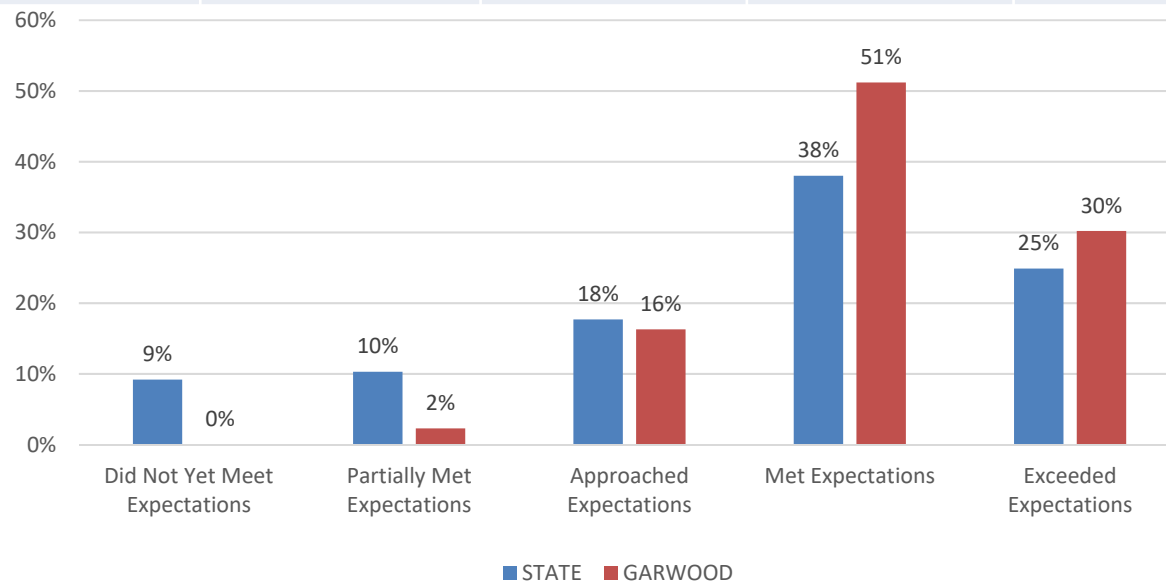
# Garwood's 2019 Spring NJSLA School- & Grade-Level Outcomes English Language Arts (ELA) Grade 7 - Percentages

ELA07	Not Yet Meeting Expectations (% Level 1)	Partially Meeting Expectations (% Level 2)	Approaching Expectations (% Level 3)	Meeting Expectations (% Level 4)	Exceeding Expectations (% Level 5)	% of students at Level 4 and 5
Lincoln School	4.2%	12.5%	12.5%	31.3%	39.6%	70.8%
State	8.9%	10.5%	17.8%	33.1%	29.7%	62.8%



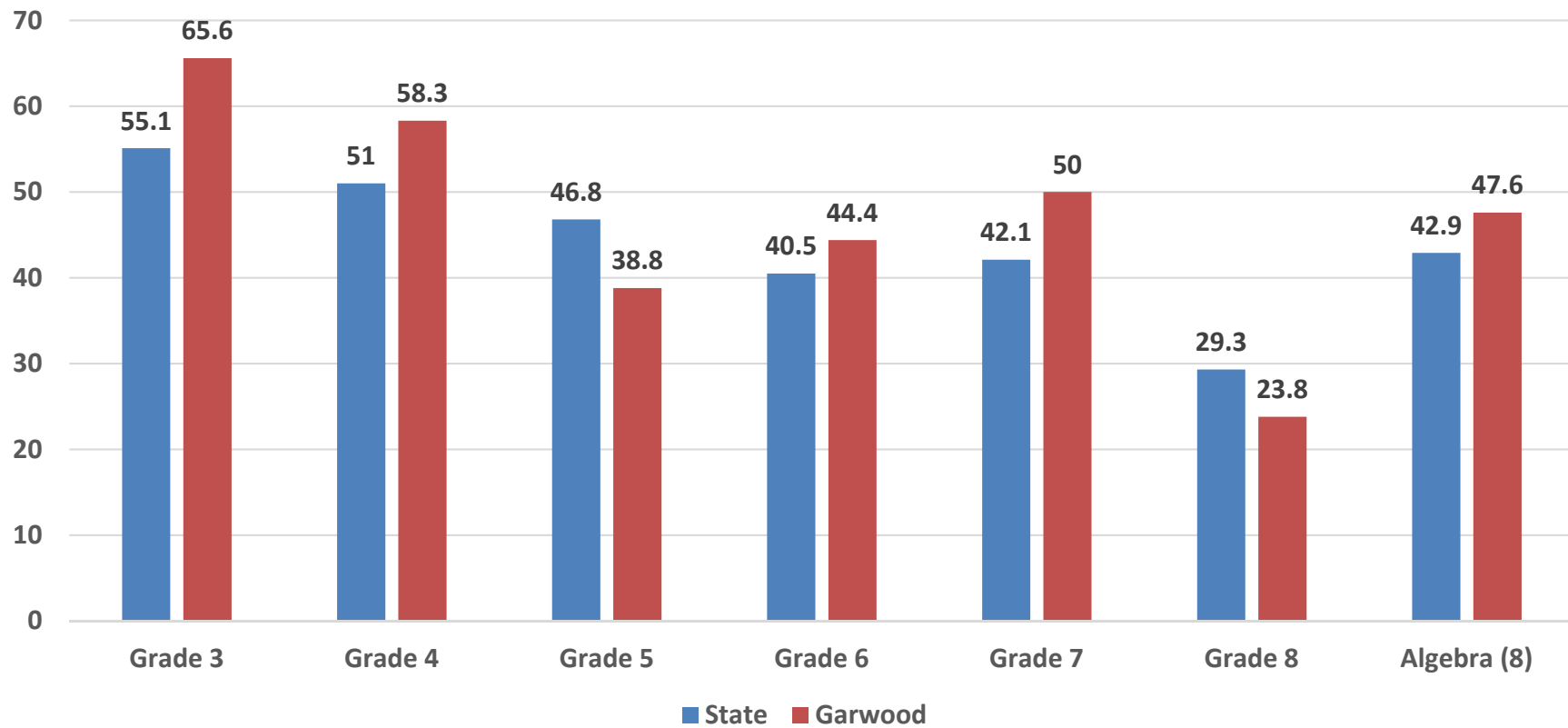
## Garwood's 2019 Spring NJSLA School- & Grade-Level Outcomes English Language Arts (ELA) Grade 8 - Percentages

ELA08	Not Yet Meeting Expectations (% Level 1)	Partially Meeting Expectations (% Level 2)	Approaching Expectations (% Level 3)	Meeting Expectations (% Level 4)	Exceeding Expectations (% Level 5)	% of students at Level 4 and 5
Lincoln School	0.0%	2.3%	16.3%	51.2%	30.2%	81.4%
State	9.2%	10.3%	17.7%	38.0%	24.9%	62.8%



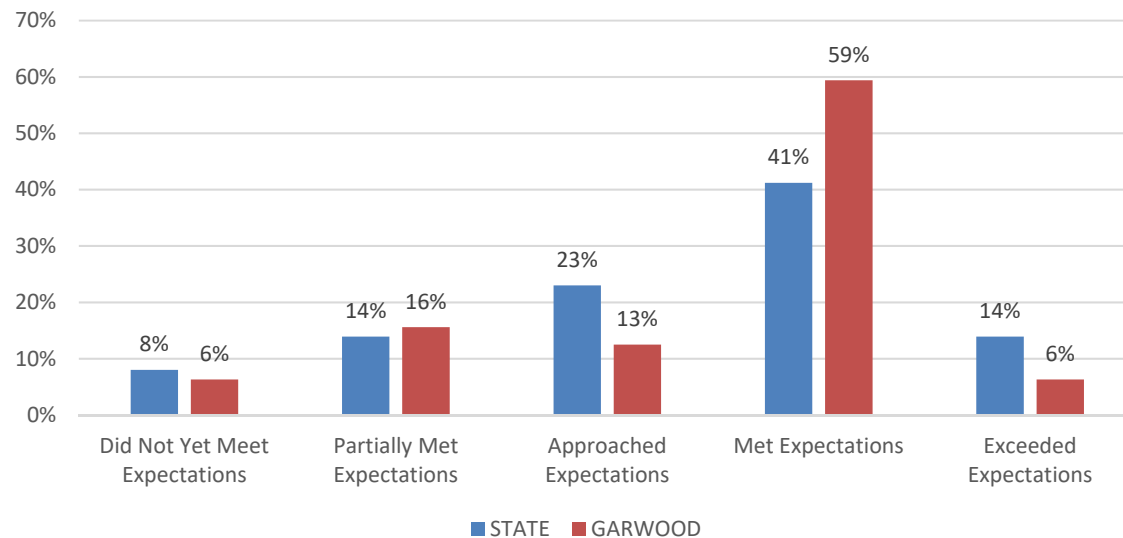
# GARWOOD'S 2019 NJSLA GRADE-LEVEL OUTCOMES MATH

Percentage Meeting and/or Exceeding Expectations



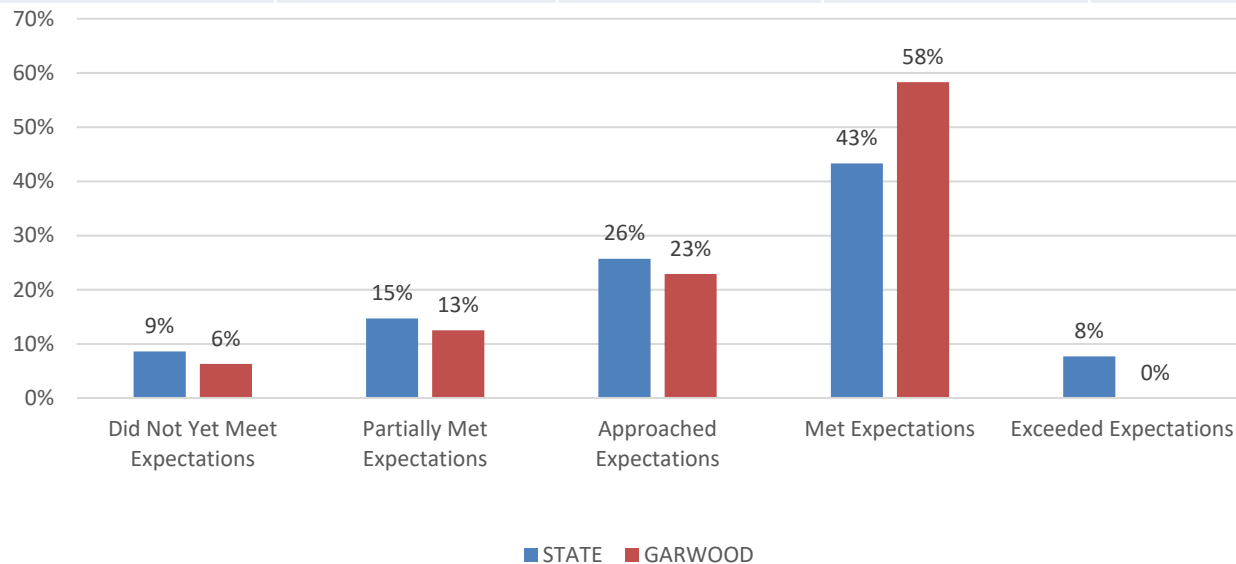
## Garwood's 2019 Spring NJSLA School- & Grade-Level Outcomes Mathematics – Grade 3 Percentages

<b>MATH03</b>	<b>Not Yet Meeting Expectations (Level 1)</b>	<b>Partially Meeting Expectations (Level 2)</b>	<b>Approaching Expectations (Level 3)</b>	<b>Meeting Expectations (Level 4)</b>	<b>Exceeding Expectations (Level 5)</b>	<b>% of students at Level 4 and 5</b>
<b>Lincoln School</b>	<b>6.3%</b>	<b>15.6%</b>	<b>12.5%</b>	<b>59.4%</b>	<b>6.3%</b>	<b>65.6%</b>
<b>State</b>	<b>8.0%</b>	<b>13.9%</b>	<b>23.0%</b>	<b>41.2%</b>	<b>13.9%</b>	<b>55.1%</b>



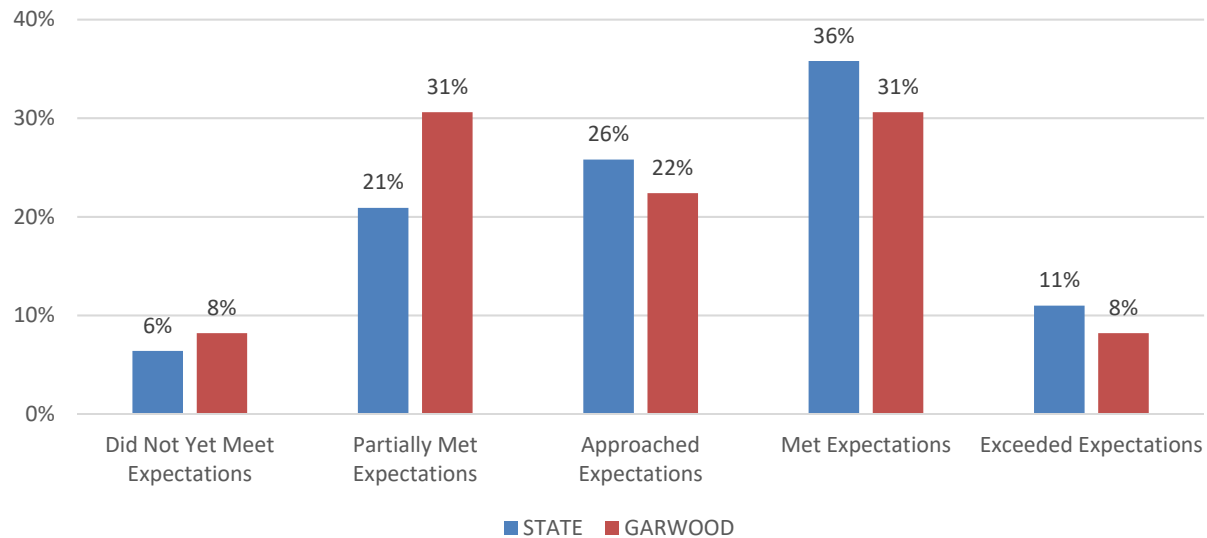
## Garwood's 2019 Spring NJSLA School- & Grade-Level Outcomes Mathematics – Grade 4 Percentages

<b>MATH04</b>	<b>Not Yet Meeting Expectations (Level 1)</b>	<b>Partially Meeting Expectations (Level 2)</b>	<b>Approaching Expectations (Level 3)</b>	<b>Meeting Expectations (Level 4)</b>	<b>Exceeding Expectations (Level 5)</b>	<b>% of students at Level 4 and 5</b>
<b>Lincoln School</b>	<b>6.3%</b>	<b>12.5%</b>	<b>22.9%</b>	<b>58.3%</b>	<b>0.0%</b>	<b>58.3%</b>
<b>State</b>	<b>8.6%</b>	<b>14.7%</b>	<b>25.7%</b>	<b>43.3%</b>	<b>7.7%</b>	<b>51.0%</b>



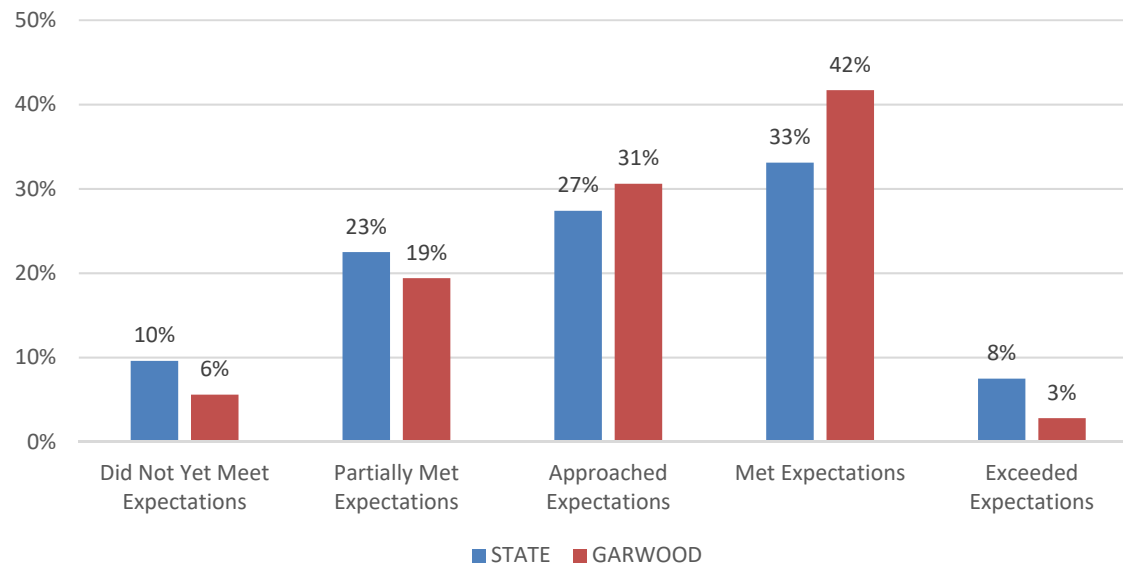
## Garwood's 2019 Spring NJSLA School- & Grade-Level Outcomes Mathematics – Grade 5 Percentages

<b>MATH05</b>	<b>Not Yet Meeting Expectations (Level 1)</b>	<b>Partially Meeting Expectations (Level 2)</b>	<b>Approaching Expectations (Level 3)</b>	<b>Meeting Expectations (Level 4)</b>	<b>Exceeding Expectations (Level 5)</b>	<b>% of students at Level 4 and 5</b>
<b>Lincoln School</b>	<b>8.2%</b>	<b>30.6%</b>	<b>22.4%</b>	<b>30.6%</b>	<b>8.2%</b>	<b>38.8%</b>
<b>State</b>	<b>6.4%</b>	<b>20.9%</b>	<b>25.8%</b>	<b>35.8%</b>	<b>11.0%</b>	<b>46.8%</b>



## Garwood's 2019 Spring NJSLA School- & Grade-Level Outcomes Mathematics – Grade 6 Percentages

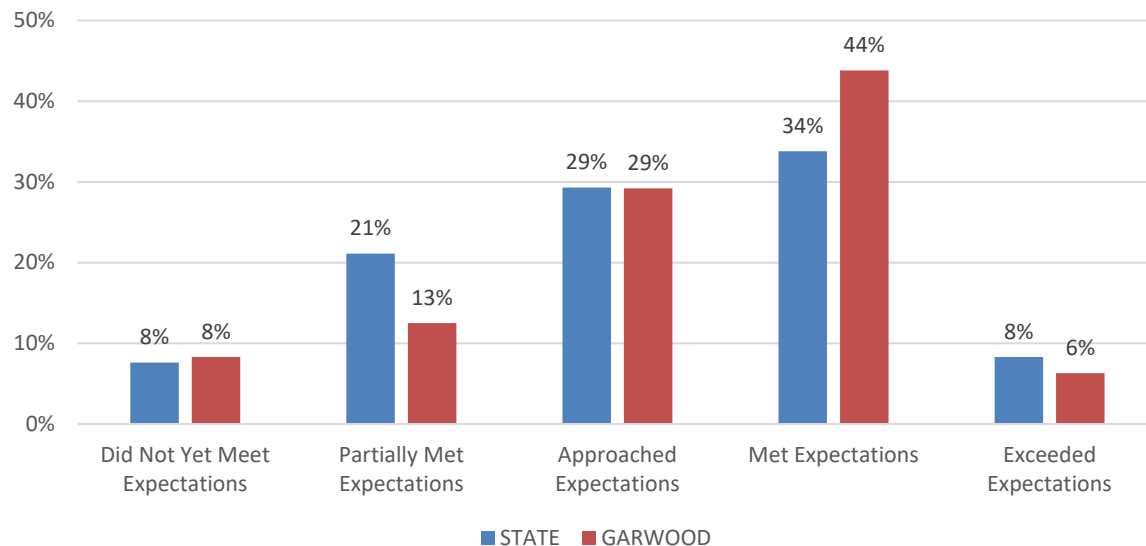
MATH06	Not Yet Meeting Expectations (Level 1)	Partially Meeting Expectations (Level 2)	Approaching Expectations (Level 3)	Meeting Expectations (Level 4)	Exceeding Expectations (Level 5)	% of students at Level 4 and 5
Lincoln School	5.6%	19.4%	30.6%	41.7%	2.8%	44.4%
State	9.6%	22.5%	27.4%	33.1%	7.5%	40.5%





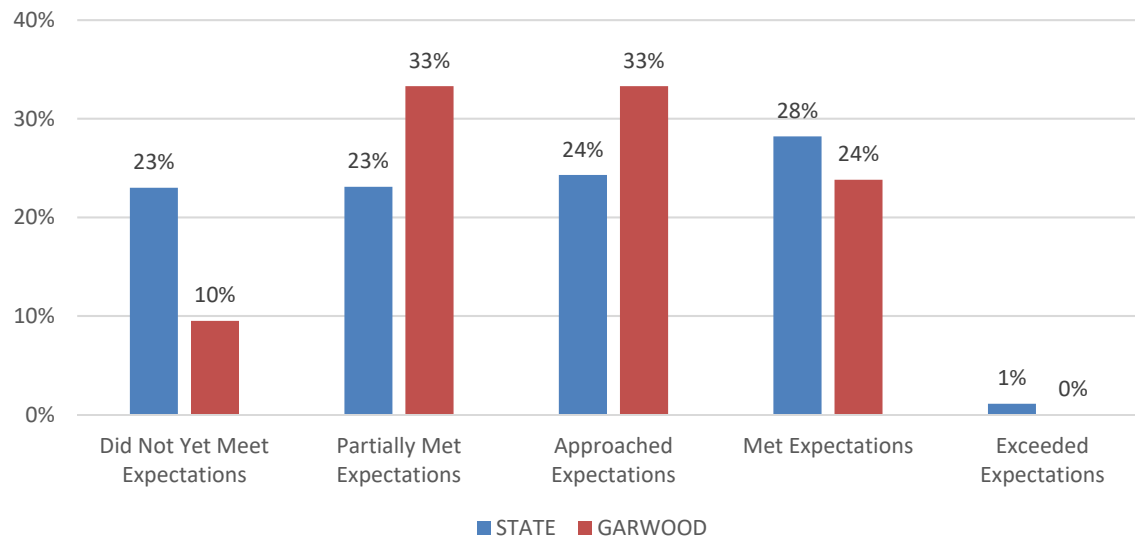
## Garwood's 2019 Spring NJSLA School- & Grade-Level Outcomes Mathematics – Grade 7 Percentages

MATH07	Not Yet Meeting Expectations (Level 1)	Partially Meeting Expectations (Level 2)	Approaching Expectations (Level 3)	Meeting Expectations (Level 4)	Exceeding Expectations (Level 5)	% of students at Level 4 and 5
Lincoln School	8.3%	12.5%	29.2%	43.8%	6.3%	50.0%
State	7.6%	21.1%	29.3%	33.8%	8.3%	42.1%



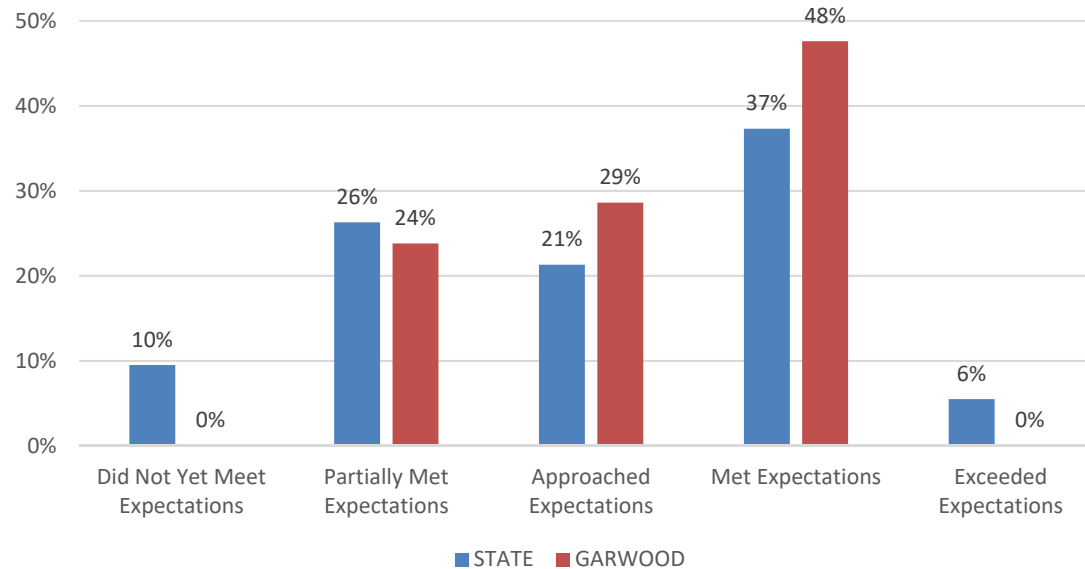
## Garwood's 2019 Spring NJSLA School- & Grade-Level Outcomes Mathematics – Grade 8 Percentages

<b>MATH08</b>	<b>Not Yet Meeting Expectations (Level 1)</b>	<b>Partially Meeting Expectations (Level 2)</b>	<b>Approaching Expectations (Level 3)</b>	<b>Meeting Expectations (Level 4)</b>	<b>Exceeding Expectations (Level 5)</b>	<b>% of students at Level 4 and 5</b>
<b>Lincoln School</b>	<b>9.5%</b>	<b>33.3%</b>	<b>33.3%</b>	<b>23.8%</b>	<b>0.0%</b>	<b>23.8%</b>
<b>State</b>	<b>23.3%</b>	<b>23.1%</b>	<b>24.3%</b>	<b>28.2%</b>	<b>1.1%</b>	<b>29.3%</b>

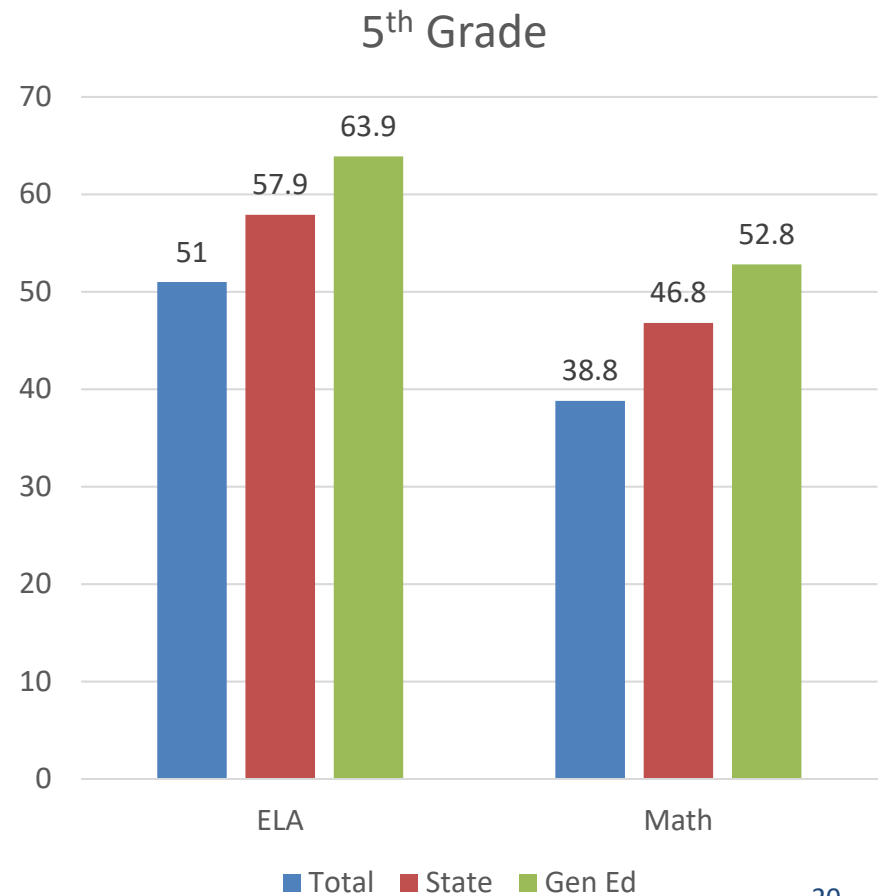
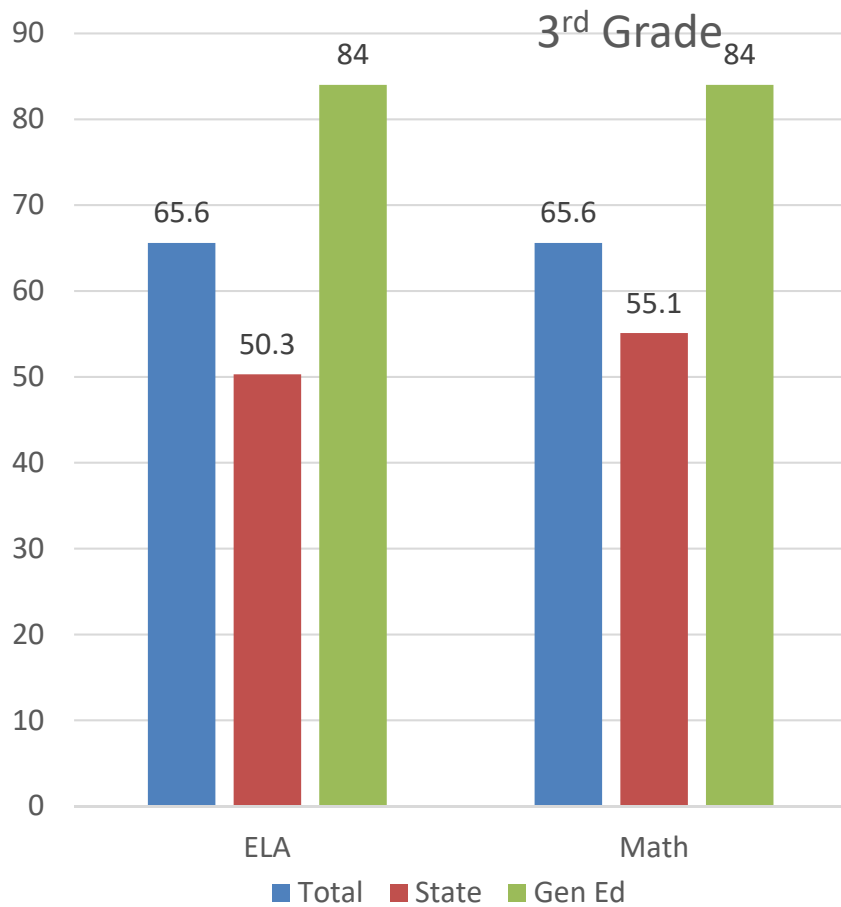


## Garwood's 2019 Spring NJSLA School- & Grade-Level Outcomes Mathematics – ALG 1- Grade 8 Percentages

ALG	Not Yet Meeting Expectations (Level 1)	Partially Meeting Expectations (Level 2)	Approaching Expectations (Level 3)	Meeting Expectations (Level 4)	Exceeding Expectations (Level 5)	% of students at Level 4 and 5
Lincoln School	0.0%	23.8%	28.6%	47.6%	0.0%	47.6%
State	9.5%	26.3%	21.3%	37.3%	5.5%	42.9%



# GARWOOD'S WHOLE SCHOOL, STATE, & GENERAL EDUCATION NJSLA OUTCOMES LEVELS 4 & 5



# Intervention Strategies

- Increased differentiation in the classroom to help our students improve from meeting expectations(level 4) to exceeding expectations(level 5)
- In addition to the percentage of students that already receive Special Education services, students that did not meet expectations are provided with one or more of the following interventions:
  - *In-Class Support*
  - *Basic Skills Improvement Program*
  - *Increased personalized instruction/practice based on IXL analytics*
  - *Extra Help/Support Offered Daily During Lunch/Recess*
  - *Homework Club*

## Notable Achievements

- Garwood's percentage of Math students meeting and exceeding expectations surpasses the State's in every grade level except 5<sup>th</sup> and one section of the 8<sup>th</sup> grade -Algebra 1 surpassed the State.
- Garwood's percentage of ELA students meeting and exceeding expectations surpasses the State's in every grade level except one.
- 8<sup>th</sup> Grade ELA scores-not one student at level 1, only one student at level 2, and over 80% at meeting or exceeding expectations!

# QUESTIONS/COMMENTS?



*THANK YOU FOR YOUR CONTINUED  
SUPPORT OF LINCOLN SCHOOL!*

